



**Cadastre**

-  Communes
-  Parcelles

*Red hatched box symbol* lieu du projet

**Batiments**



































-  Bâtiment en dur
-  Construction légère

**Voirie et Hydrographie**

-  Cours d'eau

Divers objets, habillage

**Objets divers**

- |                                                                                    |                                    |                                                                                     |                                  |
|------------------------------------------------------------------------------------|------------------------------------|-------------------------------------------------------------------------------------|----------------------------------|
|    | Calvaire                           |    | Mur mitoyen                      |
|    | Mur non mitoyen                    |    | Fossé mitoyen                    |
|    | Fossé non mitoyen                  |    | Clôture mitoyenne                |
|    | Clôture non mitoyenne              |    | Haie mitoyenne                   |
|    | Haie non mitoyenne                 |    | Pylône                           |
|    | Station                            |    | Arrêt                            |
|    | Halte                              |    | Flèche de cours d'eau            |
|    | Autre                              |    | Limite d'État                    |
|    | Limite de département              |    | Amorce de limite de commune      |
|    | Chemin                             |    | Amorce de voie                   |
|    | Trottoir sentier                   |    | Gazoduc ou oléoduc               |
|    | Aqueduc                            |    | Téléphérique                     |
|    | Ligne de transport de force        |    | Rail de chemin de fer            |
|    | Limites de pont, aqueduc ou tunnel |    | Autre                            |
|   | Cimetière                          |   | Piscine                          |
|  | Tunnel                             |  | Parapet de pont ou aqueduc       |
|  | Étang, lac                         |  | Limites ne formant pas parcelles |
|  | Autre                              |                                                                                     |                                  |